



**TODDLER
TUESDAYS**

-----'s

**ALPHABET
ADVENTURE
2023-2024**

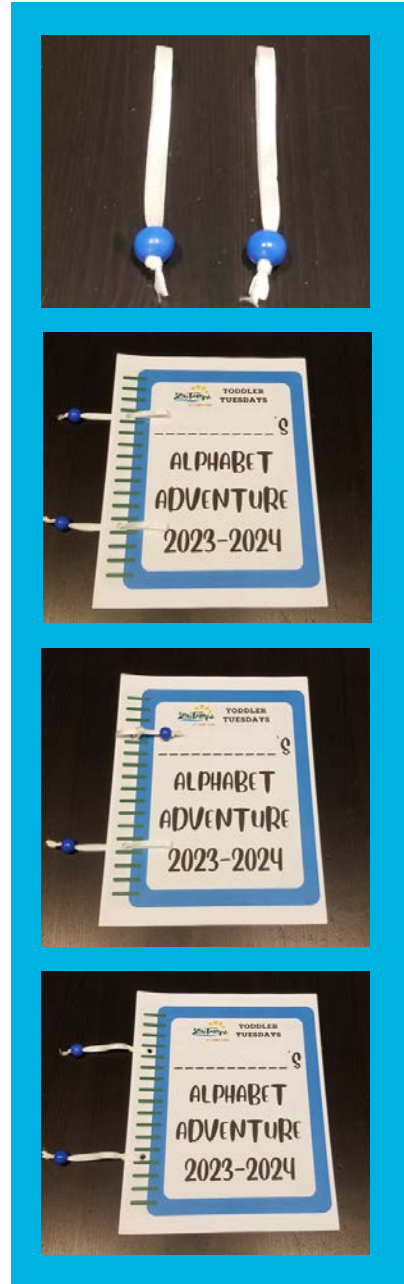
Create Your Own ALPhabet Notebook

Materials:

Cardstock or Construction Paper
2 Pieces of Ribbon, String, Rope, or Shoelace
2 Plastic or Wooden Beads
Hole Punch and Scissors

Instructions:

1. Print the "ZooTampa Toddler Tuesdays" cover page on a piece of cardstock and hole punch on the designated circles. This will be your front cover. Write your name on the dotted line. Using the front cover as your guide, hole punch another piece of cardstock for your back cover.
2. Cut 2 pieces of ribbon to be 24-30 inches long.
3. Fold each piece of ribbon in half, and knot it several times as close to the ends as possible. String a bead onto each ribbon making sure it doesn't slide over the knot.
4. Place your front and back cover on top of each other, and string a ribbon through each hole. Loop each bead through its ribbon, and tighten so the ribbons hold your notebook together!
5. Loosen and open the ribbons to add letters to your notebook each month! See if you can collect all the letters from Alphabet City!



Complete Your ALPhabet Notebook

Materials:

Cardstock (Recommended) or Construction Paper

Various, letter-specific arts and crafts materials

Washable, non-toxic paint

Crayons, markers, colored pencils

Googly eyes of various sizes

Additional supplies as needed!

Instructions:


- Print the activity pages for your Alphabet Notebook each month on cardstock.
- Read the stories and meet all of the letters from Alphabet City!
- Decorate your new friends:
 - Follow the instructions and use the letter-specific materials to decorate each letter. (ex. A-Aluminum foil, E-Elbow noodles).
- Create your own handprint animals for each letter:
 - Use the sample pictures as a guide to make a handprint animal.
 - Paint your hand the colors to match the animal listed.
 - Match your hand to the sample picture and stamp on the designated page.
 - Wait for the paint to dry, and then decorate your handprint!
 - Add googly eyes, draw a nose, a mouth and teeth, ears, etc.
 - Draw a home for your animal.
- Add the new pages to your Alphabet Notebook following the instructions above.
- Join us throughout 2023 and 2024 to collect all 26 letters of the Alphabet!

HandPrint Animals

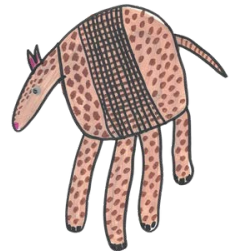
January-Bird



February-Hippo



March-Nine-Banded Armadillo



April-Panda




May-Quokka



June- Whale



July-X-Ray Fish, Yak, and Zebra



August- Dog



September-Lemur



October-Snake



November-Manatee



December-Team



WELCOME TO
ALPHABET CITY!



ABC DEF GHI JKL MN
OPQ RST UVW XYZ



Welcome to Alphabet City!

It's where all the letters live! Let's go on
an adventure to meet new friends and
learn about the wild side of the ABC's!


WELCOME TO
ALPHABET CITY!



ABC DEF GHI JKL MN
OPQ RST UVW XYZ



Who will we
meet next?



A blue spiral-bound notebook with green rings on the left side. The page is white with rounded corners and contains text about the letter B and birds.

Beatrice!

Beatrice is the Letter B! She loves Birds
and thinks they are Brilliant!

A Bird's Body is covered in feathers. They
can Be Bold and colorful to stand out or
plain and dull to Blend in. Birds also have
wings that help them fly, and special
Beaks to eat lots of different foods!

Help Beatrice celebrate National Bird Day
by adding Bright Balloons to her Body so
she has feathers like a Beautiful Bird!

B is for

Bird!


WELCOME TO
ALPHABET CITY!



ABC DEF GHI JKL MN
OPQ RST UVW XYZ



Who will we
meet next?



Dana!

Dana is the Letter D! She loves to play in the Dirt, like Dogs, rhinos, and elephants.

Animals use Dirt in many Different ways.

They can take Dust baths to clean their fur or feathers, wallow in the mud to cool off, or Douse themselves in Dirt so it acts like sunscreen or bug spray!

Help Dana Dive into World Elephant Day by Decorating her with Dots of Dirt to get her Dirty like an elephant!

D is for

Dog!


WELCOME TO
ALPHABET CITY!



ABC DEF GHI JKL MN
OPQ RST UVW XYZ



Who will we
meet next?



Henry!

Henry is the Letter H! He loves animals that eat plants, called Herbivores. His favorite Herbivore is the Hippo.

Hippos eat grasses, leaves, and fruits. At the Zoo, Hungry Hippos also use their Huge mouths to eat Heaps of Hay. Hippos love shallow water. They can't swim so they Have to Hop along the river floor!

Help Henry celebrate World Hippo Day by decorating Him with Heaps of Hay to feed a Hungry Hippo!

H is for

Hippo!


WELCOME TO
ALPHABET CITY!



ABC DEF GHI JKL MN
OPQ RST UVW XYZ



Who will we
meet next?



Lola!

Lola is the Letter L! She Loves Loud animals that make Lots of noise. Lemurs and Lions are her favorites!

Being Loud is important for animals. It helps them share messages with each other. Lemurs have Lots of Loud calls that mean different things. Lemurs Listen to each other's calls and then take action!

Help Lola celebrate International Primate Day by Laying Lace in Lines to Look Like a Lemur with a Lovely striped tail!

L is for

Lemur!

WELCOME TO
ALPHABET CITY!




ABC DEF GHI JKL MN
OPQ RST UVW XYZ



Who will we
meet next?

M



Mia!

Mia is the Letter M! Her favorite animals are Manatees.

Mia thinks Manatees are Marvelous!
Manatees Munch on sea grass and use their tails to Move through the water.
Manatees do not like cold water so they Migrate to warm water in the winter.

Help Mia celebrate Manatee Awareness Month by using a Marker to color her gray like a Manatee. Use Muffin cups to add a nose, flippers, and a tail!

M is for

Manatee!

WELCOME TO
ALPHABET CITY!





ABC DEF GHI JKL MN
OPQ RST UVW XYZ



Who will we
meet next?

N



Nina!

Nina is the Letter N! Her favorite animals are Nocturnal and stay awake at Night!

Nocturnal animals have Neat ways to Navigate through the Night. They have Nifty senses that help them see, hear, and smell well in the dark. They can even move around without making any Noise!

Help Nina celebrate Save the Florida Panther Day by covering her in brown Napkins so she looks like a Nifty panther. Use Noodles to make ears and a tail!

N is for

**Nine-Banded
Armadillo!**


WELCOME TO
ALPHABET CITY!



ABC DEF GHI JKL MN
OPQ RST UVW XYZ



Who will we
meet next?



Penelope!

Penelope is the Letter P! She is very thankful for Planet Earth and wants to Plan a Party with a special Present for her.

Planet Earth Provides a home for many Plants and animals, like Pandas and Porcupines. We should Protect Planet Earth so she stays clean and healthy.

Help Penelope Plan a Party for the Planet by Painting her with Polka dots and adding some Pom-Poms so she looks like the Perfect Party hat!

p is for

Panda!


WELCOME TO
ALPHABET CITY!



ABC DEF GHI JKL MN
OPQ RST UVW XYZ



Who will we
meet next?





Quincy!

Quincy is the Letter Q! She loves Australia and the Quiet animals that live there, like Koalas, Owls, and Quokkas.

Being Quiet is Quite important! It helps animals hide from predators or sneak up on prey. Koalas stay Quiet by sleeping a lot, while Owls and Quokkas have Quirky ways to move Quickly, but Quietly!

Help Quincy celebrate Wild Koala Day and Australia's Quiet animals by making her look like a patchwork Quilt for napttime!

Q is for

Quokka!


WELCOME TO
ALPHABET CITY!



ABC DEF GHI JKL MN
OPQ RST UVW XYZ



Who will we
meet next?



Sam!

Sam is the Letter S! He loves reptiles, like Snakes, that have Scaly Skin.

Sam thinks reptiles are Special because they have Scales. Scales are like Superhero Shields that protect them and keep them Safe. Snakes use their Scales to Slither and Sunbathe. They Shed a layer of their Scaly Skin every time they grow bigger!

Help Sam Support Reptile Awareness Day by Sticking Shiny Sequins on him so he Shimmers like a Snake with Scales!

S is for

Snake!


WELCOME TO
ALPHABET CITY!



ABC DEF GHI JKL MN
OPQ RST UVW XYZ



Who will we
meet next?



Tito!

Tito is the Letter I! He loves animals That work Together in Teams, like a pack of red wolves or a Troop of primates.

Tito Thinks Teamwork is Terrific! Working Together helps animals catch food, find a safe place to live, and stay safe from predators. Tito wants To use Teamwork To Teach others about keeping animals safe!

Help Tito celebrate World Wildlife Conservation Day by Taping Tissue paper To him so he is wearing a Team Jersey!

T is for

Team!


WELCOME TO
ALPHABET CITY!



ABC DEF GHI JKL MN
OPQ RST UVW XYZ



Who will we
meet next?



Wanda!

Wanda is the Letter W! She loves the Wonderful World of Water and the animals that live there, like Whales and Walruses!

Wanda knows there are two types of Water. Freshwater is the Water that people and animals drink. Saltwater is the Water that Washes up in Waves at the beach. Animals can live in either type of Water!

Help Wanda celebrate World Oceans Day by using Watercolors to paint Whimsical Waves on her body!

w is for

whale!



WELCOME TO
ALPHABET CITY!



ABC DEF GHI JKL MN
OPQ RST UVW XYZ



Who will we
meet next?



Xavier!

Xavier is the Letter X! He loves to eXplore eXciting places with a treasure map. He looks for the "X" that marks the spot!

Xavier has a treasure map of the zoo! He wants the zoo to be his neXt eXploration. He knows that zoos are eXcellent places that take care of eXtra special animals. They teach people how to protect animals.

Help Xavier celebrate American Zoo Day by turning him into a treasure map with an "X" that marks the spot!

X is for

X-Ray Fish!


WELCOME TO
ALPHABET CITY!



ABC DEF GHI JKL MN
OPQ RST UVW XYZ



Who will we
meet next?





Yolanda!

Yolanda is the Letter Y! She loves to Yip and Yap about the zoo and Yearns to use her treasure map when she visits.

The zoo's treasure map is very colorful. Yolanda loves the Yellow zone! There, she can find Yummy treats to eat, look for birds with Yellow feathers and beaks, and Yell "Yippee" when the macaws fly by.

Help Yolanda celebrate American Zoo Day by covering her in Yellow Yarn to look like her favorite zone on the zoo's map!

Y is for

Yak!

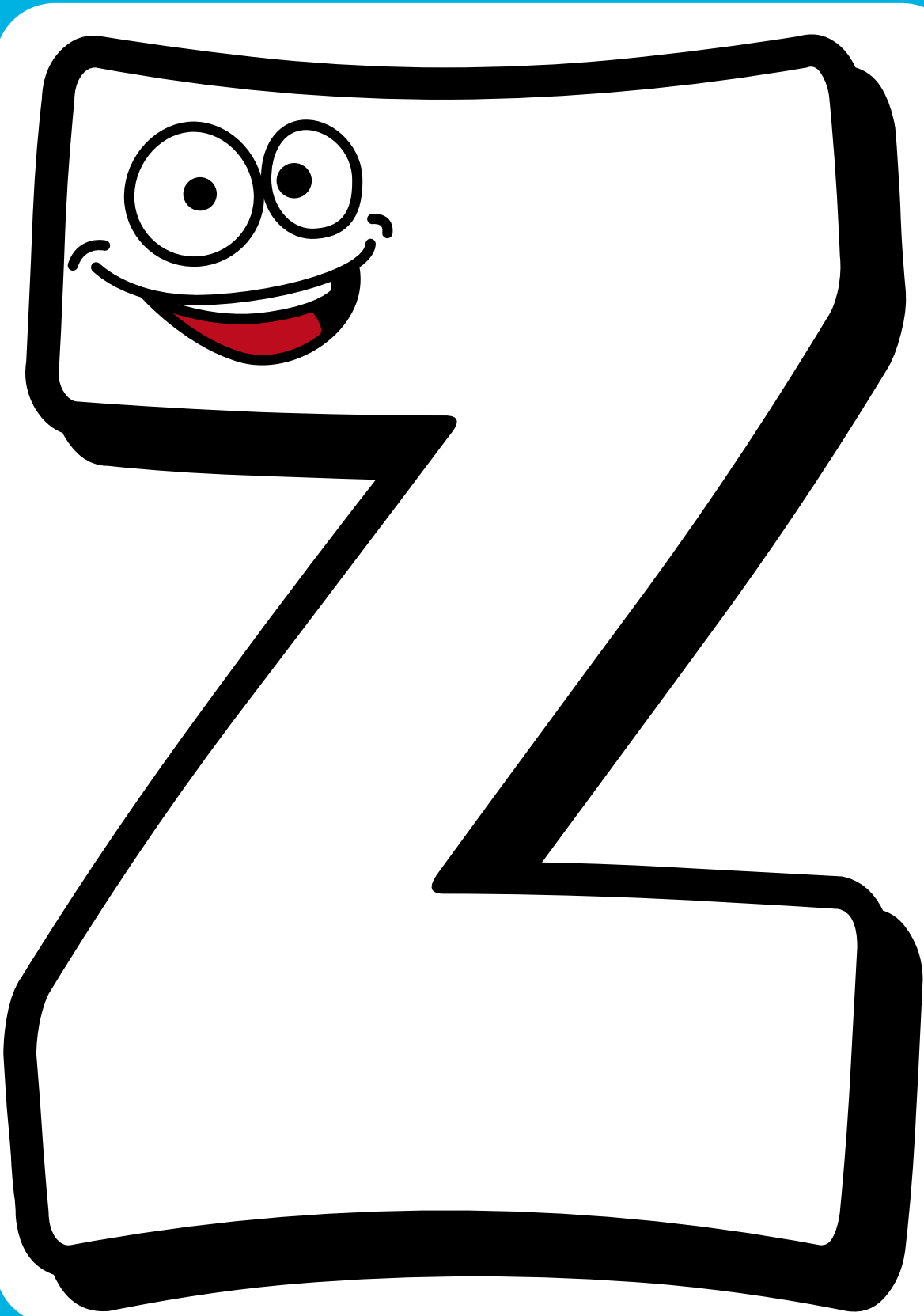
WELCOME TO
ALPHABET CITY!



ABC DEF GHI JKL MN
OPQ RST UVW XYZ



Who will we
meet next?



Zach!

Zach is the Letter Z! He loves to use his treasure map to Zig and Zag through the Zoo to see lots of Zany animals.

Zach's map has colored Zones to show where the animals live. Zach will Zoom from Zone to Zone to learn about the animals, how the Zookeepers care for them, and how to Zero in on the treasure!

Help Zach celebrate American Zoo Day by using Zip-ties or Zippers to make a Zig-Zag path through the Zoo!

Z is for

Zebra!

WELCOME TO
ALPHABET CITY!



ABC DEF GHI JKL MN
OPQ RST UVW XYZ



We met everyone
in Alphabet City!